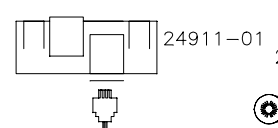
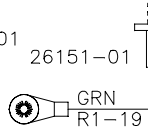


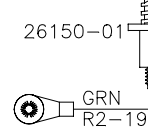
TO CONTROLLER



RETURNS



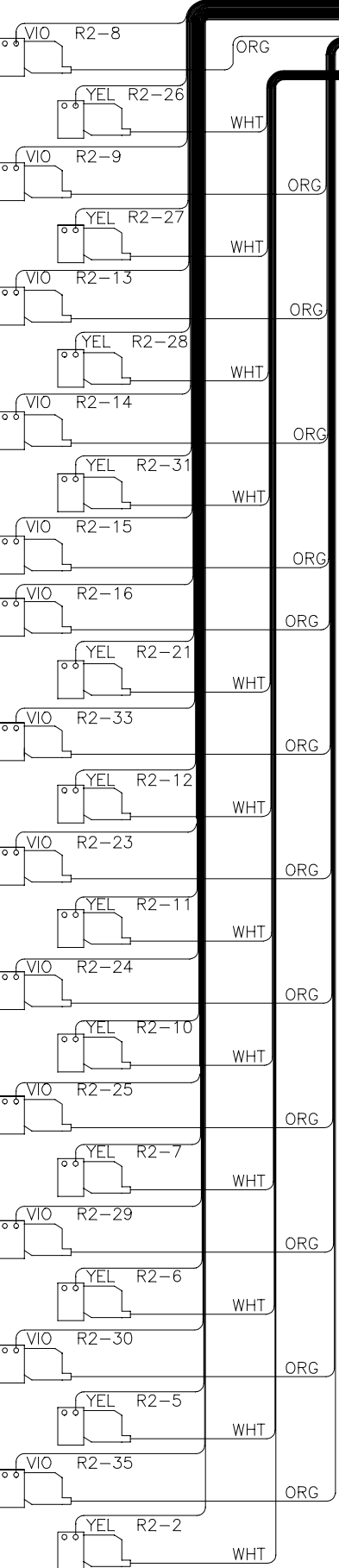
FEEDS



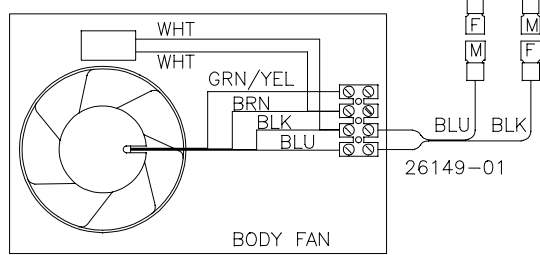
- R2-3 SPARE
- R2-16 SPARE
- R2-17 SPARE
- R2-18 SPARE
- R2-20 SPARE
- R2-36 SPARE
- R1-3 SPARE
- R1-16 SPARE
- R1-17 SPARE
- R1-18 SPARE
- R1-20 SPARE
- R1-36 SPARE

R2-1	RA-6	FT FAN
R2-4	RA-1	FT 1 FD
R2-34	RA-3	FT 2 FD
R2-37	RA-4	FT 3 FD

R1-1	PB-6	FT FAN
R1-4	PB-1	FT 1 RTN
R1-34	PB-3	FT 2 RTN
R1-37	PB-4	FT 3 RTN



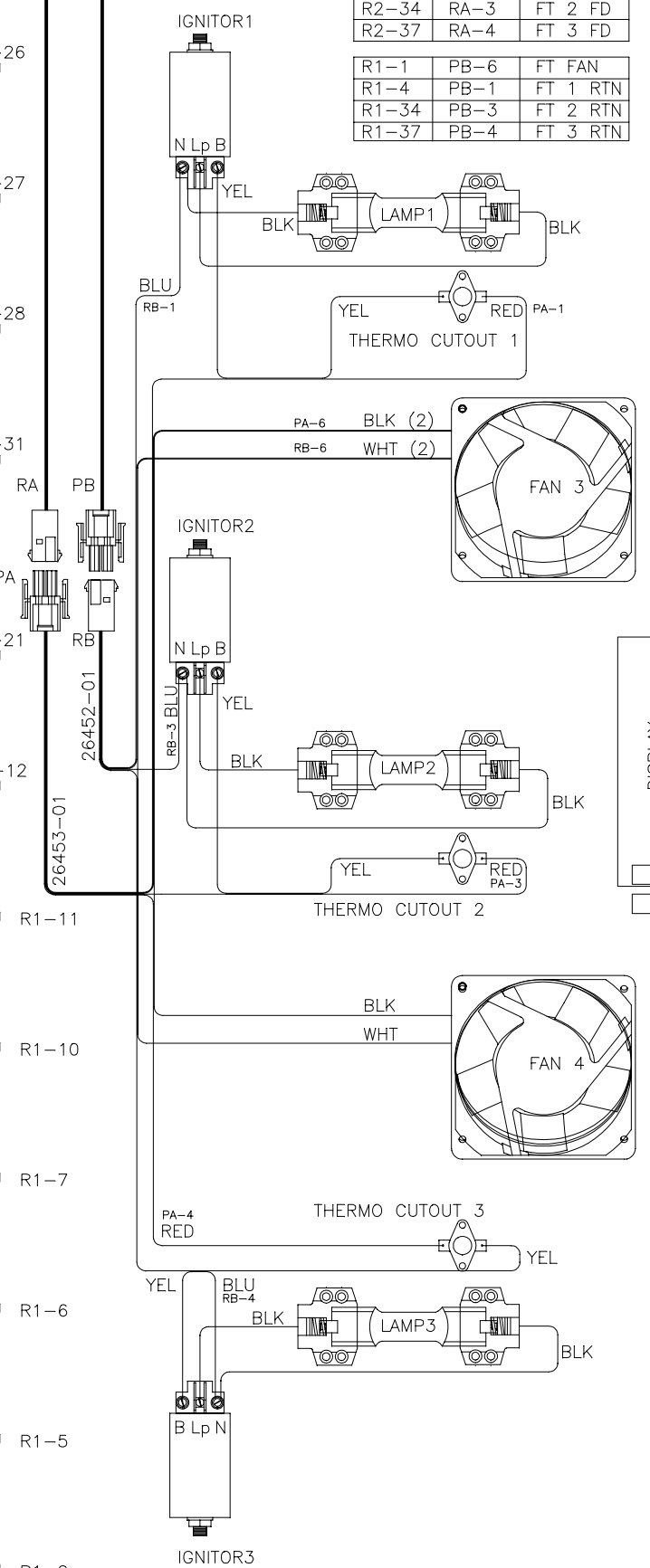
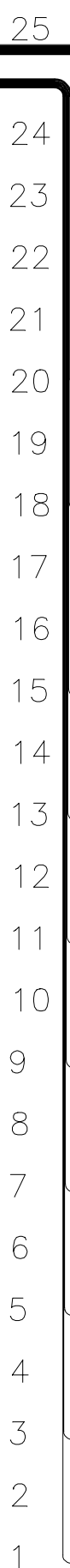
SOLAR FORCE 648
26272-01, REV C
CANOPY

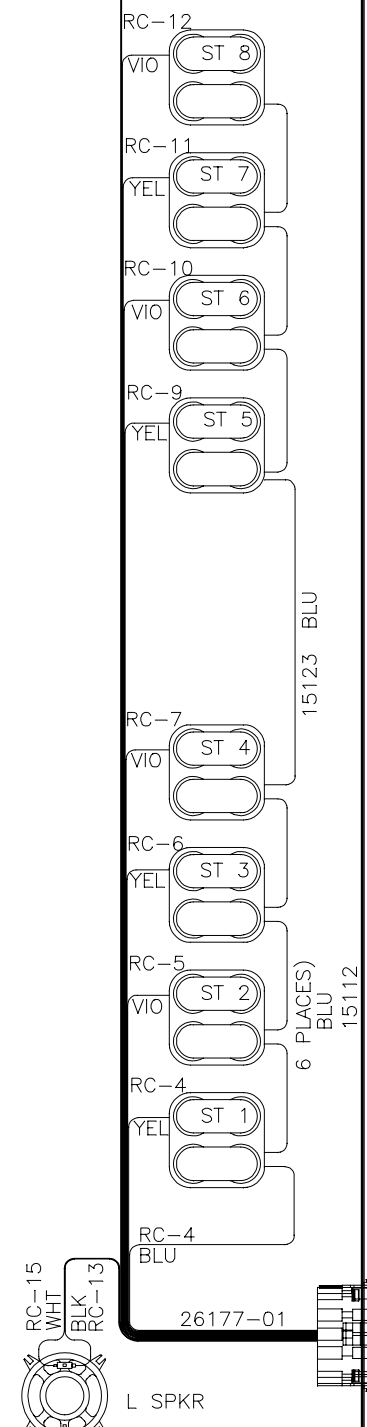
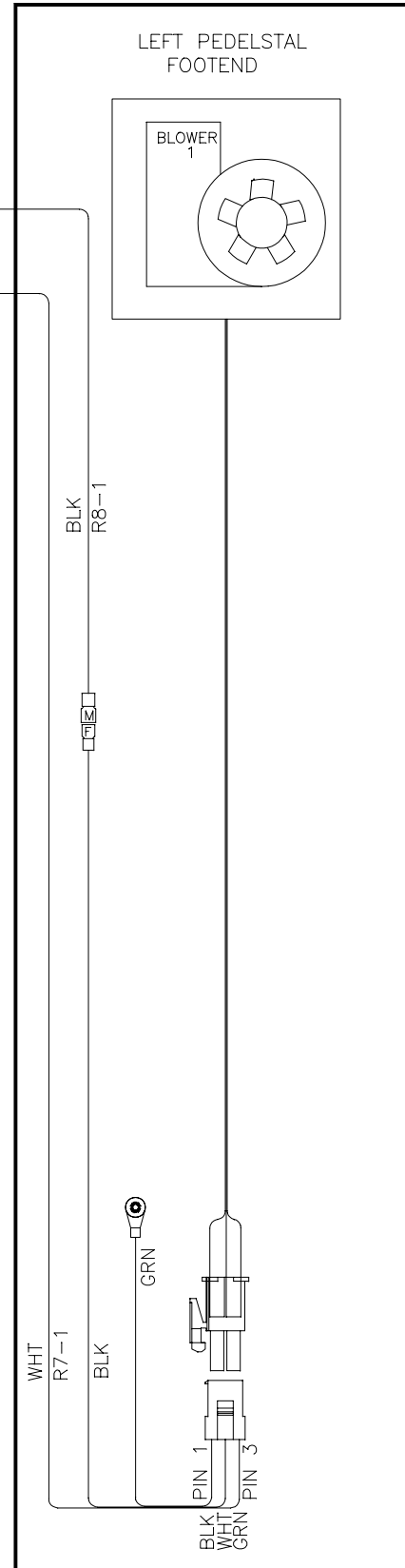
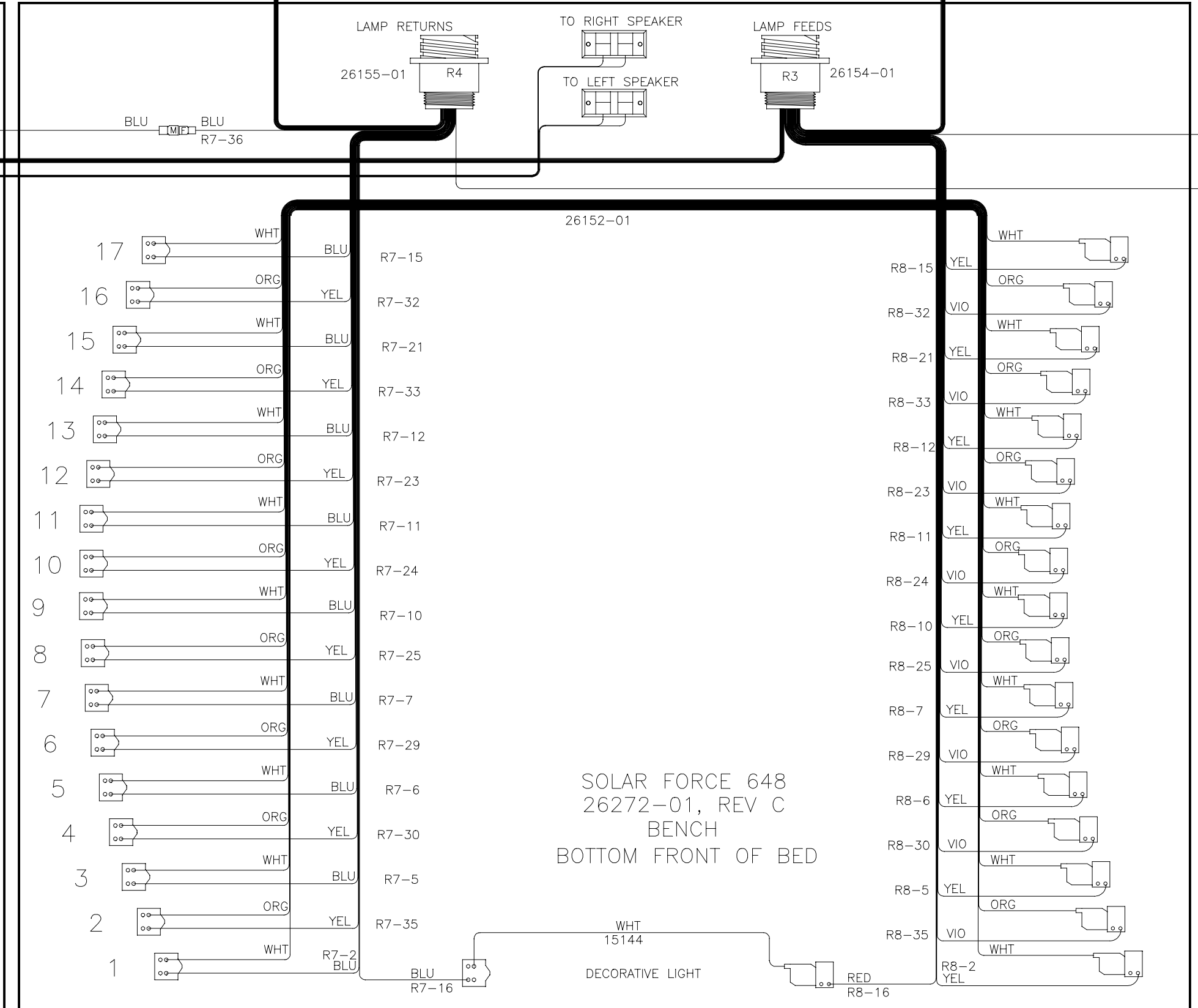


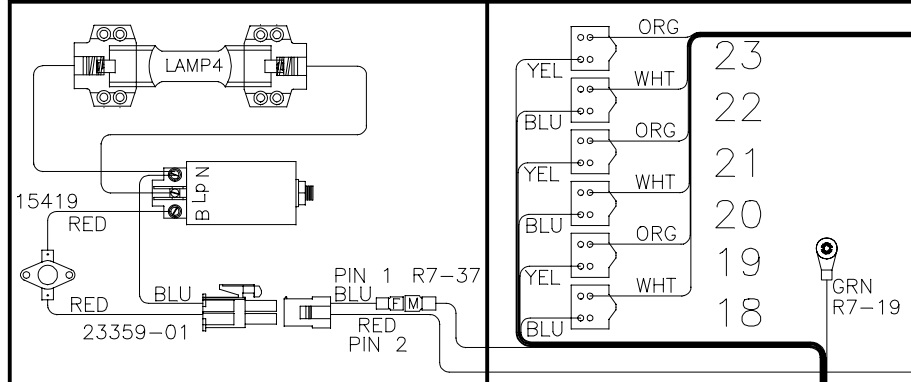
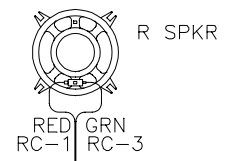


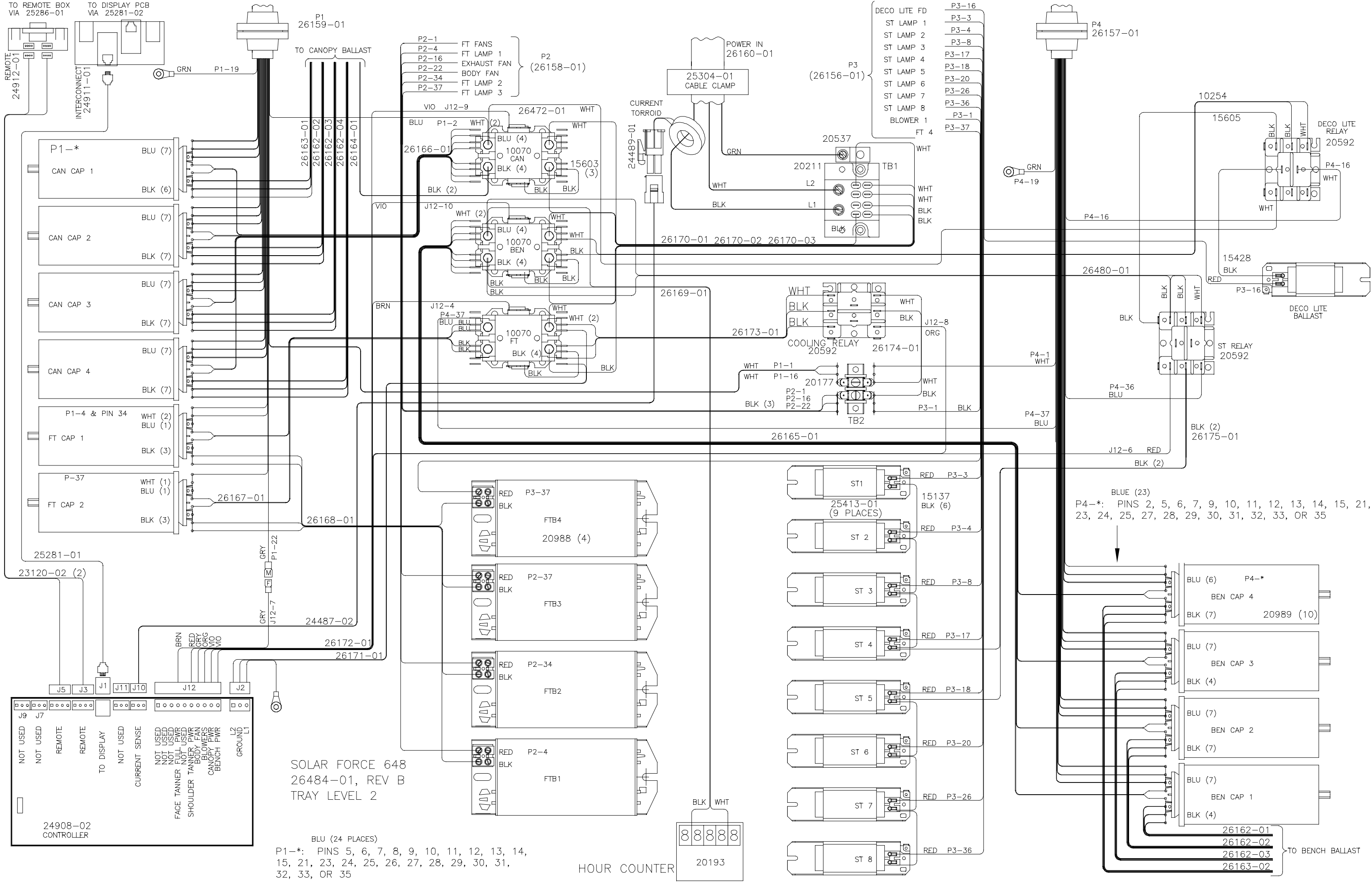
BODY FAN

FRONT OF BED

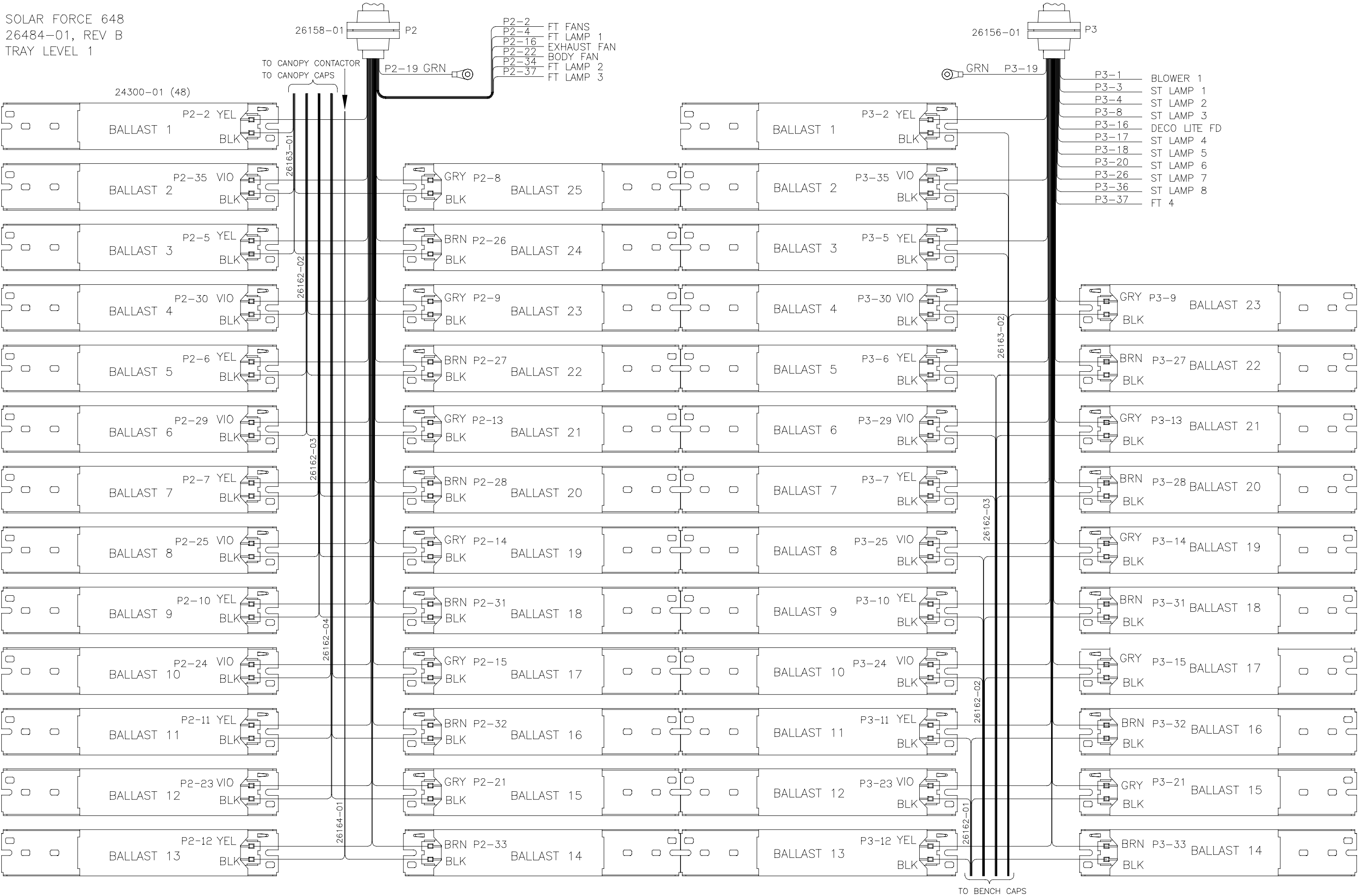
25281-03







SOLAR FORCE 648
 26484-01, REV B
 TRAY LEVEL 1



- P2-2 FT FANS
- P2-4 FT LAMP 1
- P2-16 EXHAUST FAN
- P2-22 BODY FAN
- P2-34 FT LAMP 2
- P2-37 FT LAMP 3

- P3-1 BLOWER 1
- P3-3 ST LAMP 1
- P3-4 ST LAMP 2
- P3-8 ST LAMP 3
- P3-16 DECO LITE FD
- P3-17 ST LAMP 4
- P3-18 ST LAMP 5
- P3-20 ST LAMP 6
- P3-26 ST LAMP 7
- P3-36 ST LAMP 8
- P3-37 FT 4

TO CANOPY CONTACTOR
 TO CANOPY CAPS

GRN P3-19
 TO BENCH CAPS

24300-01 (48)

26156-01

26158-01

26163-01

26162-02

26162-03

26162-04

26164-01

26163-02

26162-03

26162-02

26162-01

Ballast units on the left side of the diagram, numbered BALLAST 1 through BALLAST 13. Each unit has two terminals: a yellow (YEL) terminal and a black (BLK) terminal. The terminal labels are: BALLAST 1 (P2-2 YEL, BLK), BALLAST 2 (P2-35 VIO, BLK), BALLAST 3 (P2-5 YEL, BLK), BALLAST 4 (P2-30 VIO, BLK), BALLAST 5 (P2-6 YEL, BLK), BALLAST 6 (P2-29 VIO, BLK), BALLAST 7 (P2-7 YEL, BLK), BALLAST 8 (P2-25 VIO, BLK), BALLAST 9 (P2-10 YEL, BLK), BALLAST 10 (P2-24 VIO, BLK), BALLAST 11 (P2-11 YEL, BLK), BALLAST 12 (P2-23 VIO, BLK), BALLAST 13 (P2-12 YEL, BLK).

Ballast units in the middle section of the diagram, numbered BALLAST 14 through BALLAST 25. Each unit has two terminals: a grey (GRY) terminal and a black (BLK) terminal. The terminal labels are: BALLAST 14 (BRN P2-33, BLK), BALLAST 15 (GRY P2-21, BLK), BALLAST 16 (BRN P2-32, BLK), BALLAST 17 (GRY P2-15, BLK), BALLAST 18 (BRN P2-31, BLK), BALLAST 19 (GRY P2-14, BLK), BALLAST 20 (BRN P2-28, BLK), BALLAST 21 (GRY P2-13, BLK), BALLAST 22 (BRN P2-27, BLK), BALLAST 23 (GRY P2-9, BLK), BALLAST 24 (BRN P2-26, BLK), BALLAST 25 (GRY P2-8, BLK).

Ballast units on the right side of the middle section, numbered BALLAST 1 through BALLAST 13. Each unit has two terminals: a yellow (YEL) terminal and a black (BLK) terminal. The terminal labels are: BALLAST 1 (P3-2 YEL, BLK), BALLAST 2 (P3-35 VIO, BLK), BALLAST 3 (P3-5 YEL, BLK), BALLAST 4 (P3-30 VIO, BLK), BALLAST 5 (P3-6 YEL, BLK), BALLAST 6 (P3-29 VIO, BLK), BALLAST 7 (P3-7 YEL, BLK), BALLAST 8 (P3-25 VIO, BLK), BALLAST 9 (P3-10 YEL, BLK), BALLAST 10 (P3-24 VIO, BLK), BALLAST 11 (P3-11 YEL, BLK), BALLAST 12 (P3-23 VIO, BLK), BALLAST 13 (P3-12 YEL, BLK).

Ballast units on the right side of the diagram, numbered BALLAST 14 through BALLAST 25. Each unit has two terminals: a grey (GRY) terminal and a black (BLK) terminal. The terminal labels are: BALLAST 14 (BRN P3-33, BLK), BALLAST 15 (GRY P3-21, BLK), BALLAST 16 (BRN P3-32, BLK), BALLAST 17 (GRY P3-15, BLK), BALLAST 18 (BRN P3-31, BLK), BALLAST 19 (GRY P3-14, BLK), BALLAST 20 (BRN P3-28, BLK), BALLAST 21 (GRY P3-13, BLK), BALLAST 22 (BRN P3-27, BLK), BALLAST 23 (GRY P3-9, BLK).

Ballast units on the far right side of the diagram, numbered BALLAST 1 through BALLAST 13. Each unit has two terminals: a yellow (YEL) terminal and a black (BLK) terminal. The terminal labels are: BALLAST 1 (P3-1 YEL, BLK), BALLAST 2 (P3-3 YEL, BLK), BALLAST 3 (P3-4 YEL, BLK), BALLAST 4 (P3-8 YEL, BLK), BALLAST 5 (P3-16 YEL, BLK), BALLAST 6 (P3-17 YEL, BLK), BALLAST 7 (P3-18 YEL, BLK), BALLAST 8 (P3-20 YEL, BLK), BALLAST 9 (P3-26 YEL, BLK), BALLAST 10 (P3-36 YEL, BLK), BALLAST 11 (P3-37 YEL, BLK).

