



Chain Guard Installation




Install the chain guard by hooking it over the clevis pin.



Install one of the screws provided into the metal plate and through the hole in the plastic chain guard.

Install the other chain guard in the same manner.



Rear view of bed