

SUNVISION Elite series

Sample Nameplate (30SV3F shown)


MODEL: S-30SV3FH

U= 220 V 60 Hz P= 4840 W

I= 22 A Pf Φ = >0.9 Phase 1

MFG. DATE: (month) (year)

S/N XXXXXXXXX



ETS LLC. 7445 COMPANY DR. INDIANAPOLIS, IN. 46237

****IMPORTANT**

Voltage must be below 230V AC (loaded) or may require a Buck-Booster.

This equipment must be grounded.

WARNING

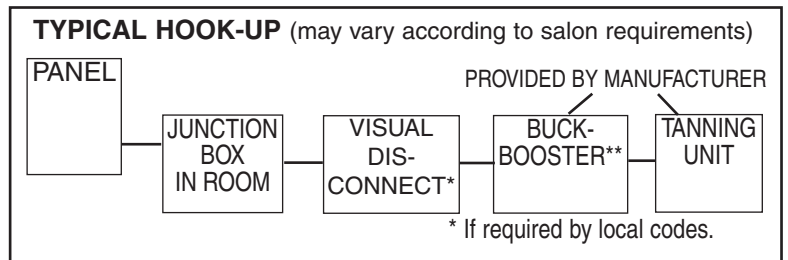
To maintain your T-Max® warranty use only approved modular cables or wireless modules, available from T-Max® or ETS, LLC.

Electrical Requirements

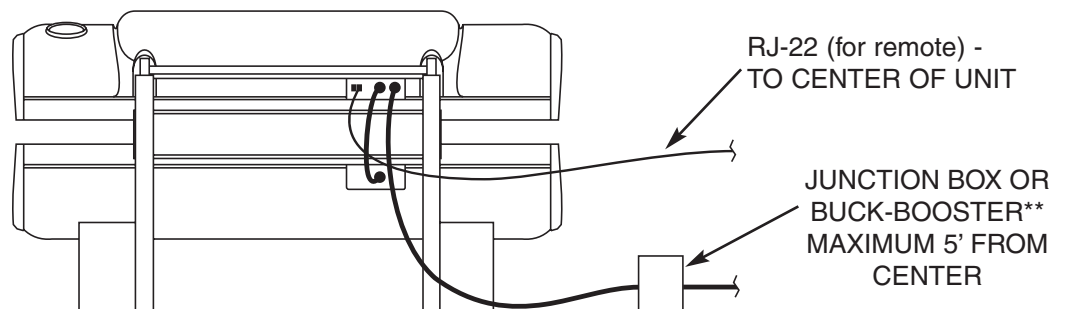
- The **SUNVISION Elite™ series** operates from a 220V AC power source. Connect the unit to a dedicated circuit. This unit must be hardwired directly to a junction box (or buck-booster**). At 220V AC the no-face units draw 17A, the 3-face units draw 22A-23A.
- A flexible power cable (10/3 SJT) exits the back of the unit. A junction box (or buck-booster if needed**) must be positioned within 5' (1.5m) of the center of where the unit will be positioned (see illustration, bottom).
- The T-Max® cable (RJ-22) enters the unit at the same point as the power cable (see illustration bottom).



This product is in conformity with performance standards for sun lamp products under 21 CFR PART 1040.20 and ANSI/UL Standard 482. Certified to CAN/CSA Standard C22.2 NO. 224.

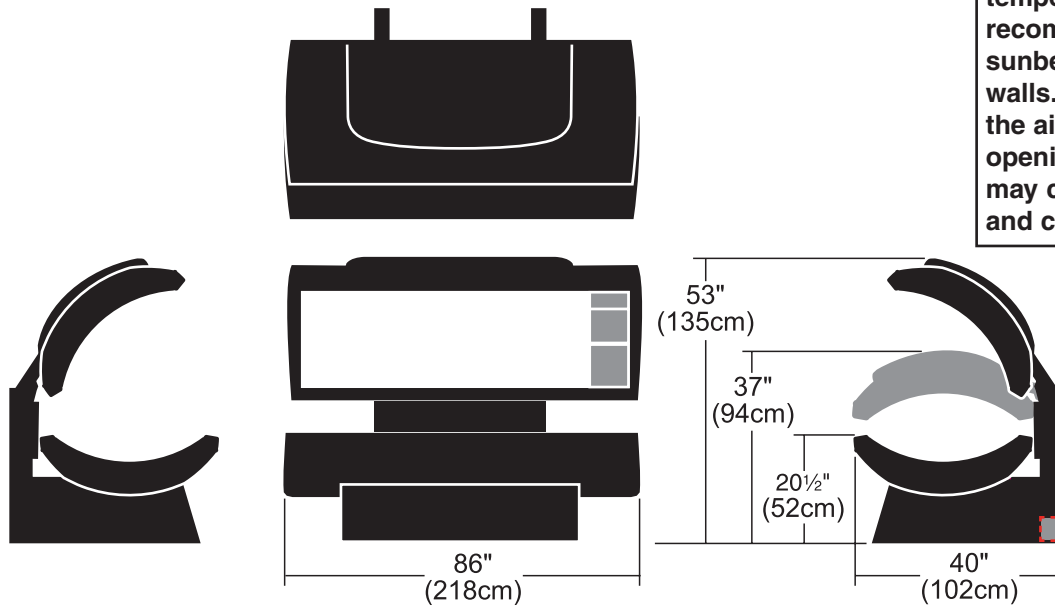


REAR OF UNIT SHOWN



Spec Sheet - Sunvision Elite continued

Physical Specs

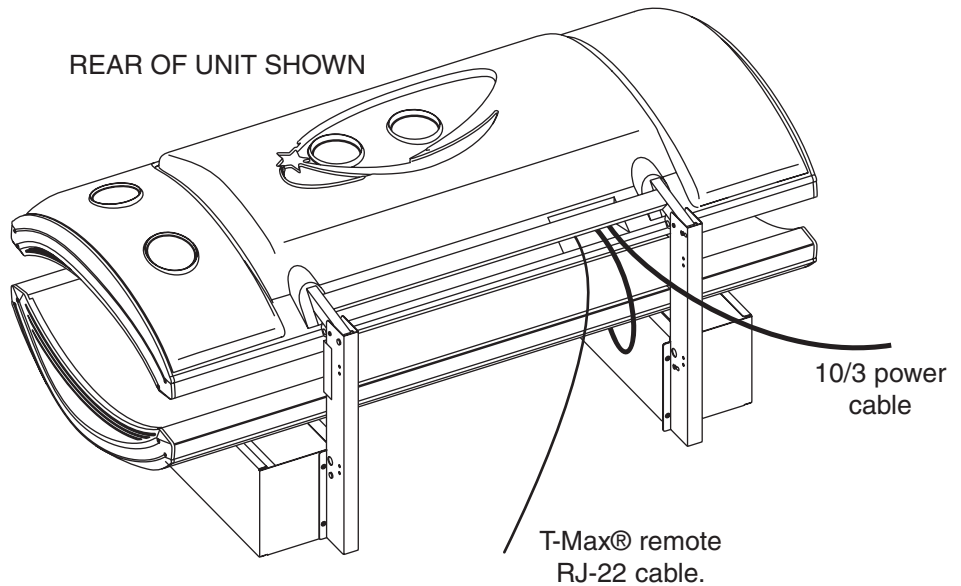


CAUTION
 Air from the room is used to cool the unit. Maximum ambient room temperature should be 80°F. It is recommended that you place your sunbed no closer than 6" from side walls. Make sure nothing obstructs the airflow into or out of the fan openings. A poorly ventilated room may cause the unit to become hot and cause discomfort to the user.

TIP:
 Place a 4" block behind the pedestals to prevent the bed from damaging the back wall.
 2x6s work great.

Overall Size	See above	
Recommended Room Size	9'L x 7'W (2.7m x 2.1m)	
Minimum Room Size*	8'-2"L x 6'W (2.5m x 1.8m)	
Weight	No-face: 469lbs (213kg)	3-face: 476lbs (216kg)
Recommended A/C Tonnage (closed room)	No-face: 0.75	3-face: 1.0
Remote Cable	RJ-22 to center, back	

* **NOTE:** Minimum room size **does not** account for swinging doors. Be sure to adjust construction plans accordingly.



CALL FOR SERVICE OR QUESTIONS: 1•800•449•3605
 7445 Company Drive, Indianapolis, IN 46237-9296